


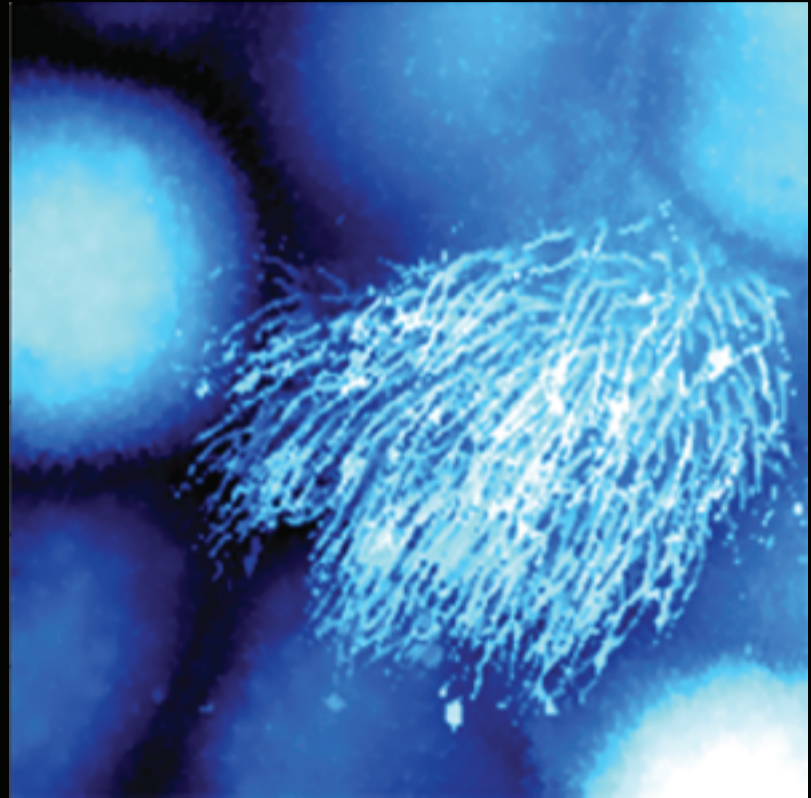
LIVE CELL IMAGING

Scanning Ion Conductance Microscopy


Hela Cell



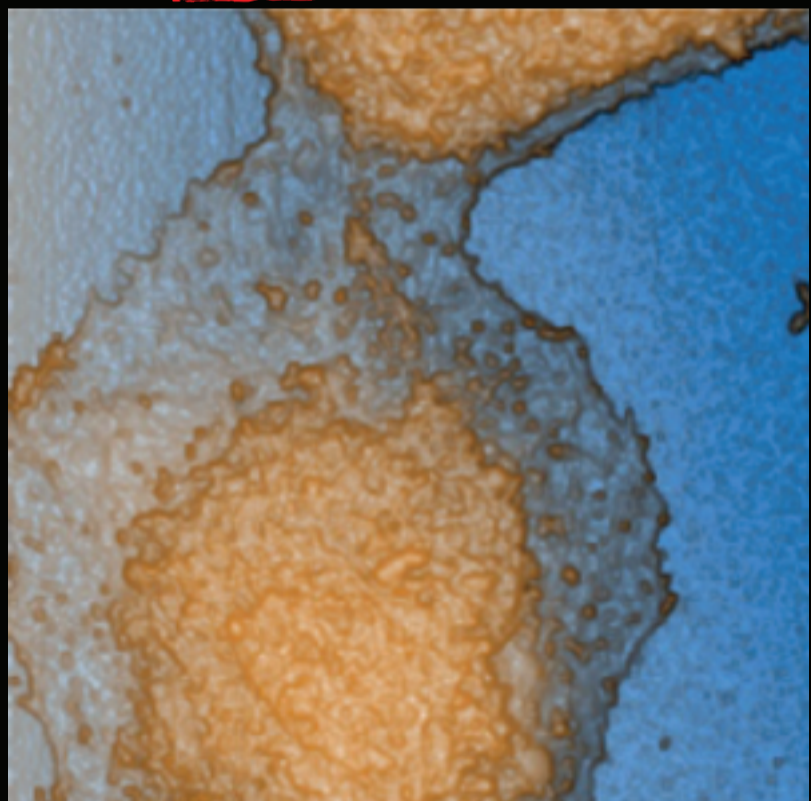
Rat Trachea Cell



Neuronal Growth Cone Mouse



Lung Cancer Cell (A549)



Scanning ion conductance microscopy for imaging biological samples in liquid
doi:10.1016/j.micron.2012.01.012



Dr Sang-Joon Cho

Chief Scientist, Park Systems Corp.

June 18, 11:00 am - 12:30 pm, CBMSO UAM-CSIC, Madrid

June 19, 10:00 am - 11:30 pm, CITIUS, Seville

Registration: info@biometa.es

Symposium